










Performance of Moventum Portfolios*

Name Moventum Portfolio	GBP performance in percent as per 31/08/2020			
	Year-to-date	Since launch date 01/10/2015	Annual return on average since launch date	Volatility p.a. since launch date
Global Defensive 	3.86	30.75	5.60	6.57
Global Balanced 	4.00	39.91	7.06	7.89
Global Dynamic 	6.16	55.24	9.35	9.45
Global Growth 	10.13	75.17	12.07	11.59

■ Equity funds ■ Bond funds



Performance of Moventum Portfolios*

Name	2019	2018	2017	2016
Global Defensive 	12,76	-5,10	6,63	7,20
Global Balanced 	14,30	-6,88	9,25	11,05
Global Dynamic 	15,74	-6,74	10,71	15,24
Global Growth 	17,87	-7,04	11,39	20,38

■ Equity funds ■ Bond funds

Past performance is no guarantee of future results. The value of investments is subject to price fluctuations.
Source: FondsConsult Research AG

* Performance according to BVI method