







Performance of Moventum Portfolios*

Name Moventum Portfolio	CHF performance in percent as per 31/08/2020			
	Year-to-date	Since launch date 01/07/2015	Annual return on average since launch date	Volatility p.a. since launch date
Global Defensive 	1.56	12.29	2.27	6.58
Global Balanced 	1.80	18.81	3.39	8.72
Global Dynamic 	2.68	27.47	4.80	10.86
Global Growth 	4.23	36.47	6.20	13.59





■ Equity funds ■ Bond funds

Past performance is no guarantee of future results. The value of investments is subject to price fluctuations.
Source: FondsConsult Research AG

* Performance according to BVI method



Performance of Moventum Portfolios*

Name		2019	2018	2017	2016
Global Defensive		9,73	-6,92	6,84	0,09
Global Balanced		12,69	-9,75	10,33	1,95
Global Dynamic		15,48	-10,46	13,55	3,04
Global Growth		18,98	-11,53	15,52	4,01

■ Equity funds ■ Bond funds